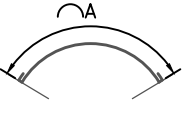
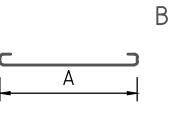
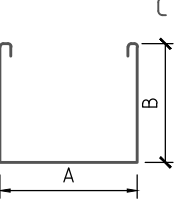


BAR BENDING SCHEDULE												
LOCATION	BAR MARK	BAR DIA. mm	TOTAL No.	LENGTH		CUT LENGTH (mm)	TOTAL LENGTH (m)	TYPE OF	SKETCH OF BAR SHAPE			
				A (mm)	B(mm)							
WALL	1	10	77	11800		12000	924.0	A	A			
	2	8	59	11800		12000	708.0	A				
ROOF	3	16	28	5700		6000	168.0	B	  			
	4	"	8	5650		5950	47.6	B				
	5	"	8	5150		5450	43.6	B				
	6	"	4	4820		5120	20.5	B				
	7	"	8	4450		4750	38.0	B				
	8	"	4	3990		4290	17.2	B				
	9	"	4	3430		3730	15.0	B				
	10	"	4	2700		3000	12.0	B				
	11	"	4	1580		1880	7.6	B				
	12	8	80	1000		1200	96.0	B				
	13	6	6	11800		12000	72.0	A				
	FLOOR	14	10	72	5800		6000	432.0		B		
		15	10	16	5440		5440	87.1		B		
16		"	16	4690		4690	75.1	B				
17		"	8	4200		4200	33.6	B				
18		"	8	3590		3590	28.8	B				
19		"	8	2790		2790	22.4	B				
20		"	8	1460		1460	11.7	B				
FLOOR REINFOR-CEMENT FOR BLACK COTTON SOIL OR SIMILAR CONDITIONS a DENOTES BOTTOM REINFORCEMENT b DENOTES TOP REINFORCEMENT		14a	10	36	5800		6000	216.0	B			
	15a	10	8	5240		5440	43.6	B				
	16a	"	8	4490		4690	37.6	B				
	17a	"	4	4000		4200	16.8	B				
	18a	"	4	3390		3590	14.4	B				
	19a	"	4	2590		2760	11.2	B				
	20a	"	4	1260		1460	5.9	B				
	14b	20	36	5640		6000	216.0	B				
	15b	20	8	5240		5600	44.8	B				
	16b	"	8	4490		4850	38.8	B				
	17b	"	4	4000		4360	17.5	B				
	18b	"	4	3390		3750	15.0	B				
19b	"	4	2590		2950	11.8	B					
20b	"	4	1260		1620	6.5	B					
SUMP	21	8	5	820	370	1760	8.8	C				
	22	8	4	1080	360	2000	8.0	C				
	23	8	2	800	1080	3160	6.4	C				
SUMMARY (TOTAL LENGTH IN METERS)	BAR DIAMETER							6	8	10	16	20
								72	828	1615	370	351

NOTES
HOOK ALLOWANCES
 ϕ 6,8,10 2X100mm
 ϕ 16 2X150mm
 ϕ 20 2X180mm
 MINIMUM OVERLAP
 ϕ 6,8,10 400mm
 LAPS IN CIRCUMFERENCIAL BARS ARE TO BE STAGGERED

NOTES

- HARD-CORE**
LAYER THICKNESS SHALL BE DETERMINED BY THE ENGINEER, BUT NOT LESS THAN 200mm
- MASONRY WALL**
SHALL NOT BE CONNECTED TO EITHER THE FLOOR SLAB NOR THE ROOF SLAB.THE WALL SUPPORTING AREA OF THE FLOOR SLAB AS WELL AS THE TOP OF THE WALL SHALL BE TROWEL FINISHED AND BE PAINTED WITH THREE COATS OF BITUMINOUS PAINT.
- THE MASONRY WALL SHALL BE BUILT OF GOOD QUALITY LOCAL BUILDING STONES OR CONCRETE BLOCKS. THE SIZE OF THE STONES SHALL BE:**
 WIDTH: NOT LESS THAN 225MM RESP. 300mm
 LENGTH: BETWEEN 200 AND 300 mm
 HEIGHT: NOT MORE THAN 150 mm
 THE STONES SHALL BE SOAKED IN WATER FOR 24HRS BEFORE BEING BUILT INTO THE WALL . PARTICULAR CARE MUST BE TAKEN TO FILL ALL THE JOINTS COMPLETELY WITH MOTAR.(MOTAR MIXTURE 3:1, SAND: CEMENT)
- CONCRETE**
CONCRETE CLASS 20/20 (MIXTURE 1:2:4) FOR FLOOR SLAB AS WELL AS CONCRETE BLOCKS. CONCRETE CLASS Q (MIXTURE 1:3:6) FOR BLINDING.
- REINFORCEMENT**
MILD STEELBARS TO BS 4449
MINIMUM CONCRETE COVER OF THE OF REINFORCEMENT 40mm
- FLOOR SLAB**
OF THE TANK MUST BE 350mm IF THE TANK IS SITED ON BLACK COTTON SOIL OR SIMILAR SOIL CONDITON. THE REINFORCEMENT MUST BE DIAM. 20mm BARS C/C 200 ON THE TOP AND DIAM. 10mm BARS C/C 200 ON THE BOTTOM.(CROSSWISE) AS PER BAR BENDING SCHEDULE.
- CONSTRUCTION JOINTS.**
ARE NOT PERMITTED ,THE SLABS MUST BE CASTED IN ONE TIME.
- FORMWORK**
FOR THE ROOF SLAB MUST HAVE A CAMBER OF 30mm AT THE CENTRE
- EXTERIOR SURFACE**
OF THE TANK SHALL RECEIVE ONE COAT OF CEMENT WASH.
- INTERIOR SURFACE**
OF THE TANK SHALL BE PLASTERED THICKNESS 15MM WITH 2 MOTAR MIXTURE 2:1(SAND:CEMENT) TO OBTAIN A WATER PROOF PLASTERING; PUDLO CEMENT SHOULD BE ADDED.

COUNTY GOVERNMENT OF
KERICHO



50 M³ MASONRY STORAGE TANK
(NOTES)

DESIGNED	G.K LANGAT	MARCH 2019	SHEET 3 OF 3
DRAWN	G.K LANGAT	MARCH 2019	SCALE: AS SHOWN
SURVEYED	G.K LANGAT	MARCH 2019	DRG. NO.
CHECKED	ENG. L.ANDREW	MARCH 2019	C.o.G
APPROVED	A.K.L	MARCH 2019	013-TYPE-084